

# R.E.A.D. the Bible

We *must* read and know the Bible for ourselves *and* pass this practice down to the next generation.

The words in the Bible are the very words of God written in a knowable way because God wants to be known. Reading and knowing God's Word protects our minds and hearts (and those of our kids) from false teachings because we KNOW what it says and what it doesn't say. Help your kids understand the ways in which they can read their Bible for themselves with this free printable.

Please encourage others to go to my blog post to download a copy of this printable for themselves.

<https://raisingrooteddisciples.com/how-to-read-the-bible/>



## TABLE OF CONTENTS:

- p. 2 More info about this printable
- p. 3 READ the Bible ~ color resources
- p. 5 More Bible Resources
- p. 6 READ the Bible ~ blackline resources
- p. 8 Let's Connect!

## terms of use

This printable resource was created for personal use only.

For example, you **MAY** use my blog resources to teach your own children or with the learners in your classroom. You **MAY NOT** sell the PDF, recreate, giveaway, or store the PDF on any other site (including a blog, Facebook, 4Shared, Dropbox, Amazon Inspire, etc.). Thank you for your honesty!

# R.E.A.D. the Bible

This printable acronym was adapted from Holly Pivec's husband's acronym "BOD," which stands for read the Bible Broadly, Often, and Deeply. <https://www.hollypivec.com/>. Use this acronym to help you and your kiddos remember HOW to read their Bible.

## **R** stands for "Ready Your Heart"

Before you even open God's Word, ready your heart. Pray and ask God to help you receive and welcome His Word like the Bereans did in Acts 17. We do not want to only be listeners or readers of the word. We want to obey what it says, which means humbling ourselves before the Lord.

## **E** stands for "Every day"

We want to read God's Word every day (or as often as we can.) We need a steady diet of God's Word. Again, the Bereans gave us a good example as they searched the Scriptures daily.

## **A** stands for "All of the Bible"

Understanding the overarching story of the Bible from Genesis to Revelation helps us see how certain concepts or characters are connected and how they fit into the bigger story. Augustine once said, "The New Testament is in the Old Testament concealed. The Old Testament is in the New Testament revealed." The Old and New Testaments cannot be disconnected from each other! In reading through all of the Bible, it isn't necessary to dive deeply. Look for repeating ideas and themes as you read and the connections to other Bible verses and passages.

One way to read all the Bible (and read every day) is to read through the Bible in a year. This takes much less time each day than you might think. Skip Heitzig has broken it down by saying, "it would generally take you eleven-and-a-half minutes per day if you establish the habit of reading your Bible every day." Eleven minutes is doable no matter how busy you are! (How to Study the Bible and Enjoy It, p. 9) Of course, reading it aloud to your kiddos would take longer, but it's WELL worth your time! The Blue Letter Bible has several free reading plans you can download

<https://www.blueletterbible.org/dailyreading/index.cfm>).

Another method introduced by Roy Gustafson, who served in Billy Graham's ministry, was to divide up the genres in the Bible and read from one genre a day. For example, on Monday, read something from the law, on Tuesday, read a passage from the prophets, etc.

As a homeschooling mom, I've also enjoyed Apologia's Word in Motion curriculum to get a general overview of both the Old and New Testaments. Here is a link to my review of that curriculum: <https://thisreadingmama.com/apologia-bible-curriculum-review/>

## **D** stands for "Dive deeply"

We want to be students of the Word as we study God's Word in context to learn about the history, its intended audience, and then how we can apply its truths. After you do your "All of the Bible" reading, take time to focus on one passage of Scripture and do a deeper dive. Memorize the passage or a verse. Meditate on its truths. To really dig deep, I highly recommend using the "top down" method, starting with the genre.

<https://shop.thisreadingmama.com/product/understanding-the-bible-printable-pack/>).



# R.E.A.D. the Bible

[www.raisingrooteddisciples.com](http://www.raisingrooteddisciples.com)

R

**eady your heart.**

Pray, asking God to ready your heart to receive and welcome God's Word. We want God's Word to change us from the inside out.

E

**very day.**

Take time each day to read God's Word. Make it a habit to be in His Word every day.

A

**ll of the Bible.**

Read all of God's Word. Knowing the overarching storyline of the entire Bible (from Genesis to Revelation) is **key** to helping you understand the individual books, concepts, and people of the Bible.

D

**ive deeply.**

Study God's Word in context to learn about the history, its intended audience, or how you can apply its truths. Meditate on and memorize Scripture.



**R**eady  
your  
heart.

Pray, asking God to help you receive and welcome God's Word.

**E**very  
day.

Take time every day to read God's Word.

**A**ll of  
the  
Bible.

Get to know the overarching story-line of the Bible from cover to cover.

**D**ive  
deeply.

Study God's Word in context. Memorize it. Meditate on it.



**R**eady  
your  
heart.

Pray, asking God to help you receive and welcome God's Word.

**E**very  
day.


Take time every day to read God's Word.

**A**ll of  
the  
Bible.

Get to know the overarching story-line of the Bible from cover to cover.

**D**ive  
deeply.

Study God's Word in context. Memorize it. Meditate on it.



**R**eady  
your  
heart.

Pray, asking God to help you receive and welcome God's Word.

**E**very  
day.


Take time every day to read God's Word.

**A**ll of  
the  
Bible.

Get to know the overarching story-line of the Bible from cover to cover.

**D**ive  
deeply.

Study God's Word in context. Memorize it. Meditate on it.



**R**eady  
your  
heart.

Pray, asking God to help you receive and welcome God's Word.

**E**very  
day.

Take time every day to read God's Word.

**A**ll of  
the  
Bible.

Get to know the overarching story-line of the Bible from cover to cover.

**D**ive  
deeply.

Study God's Word in context. Memorize it. Meditate on it.





# R.E.A.D. the Bible

[www.raisingrooteddisciples.com](http://www.raisingrooteddisciples.com)

## R

### eady your heart.

Pray, asking God to ready your heart to receive and welcome God's Word. We want God's Word to change us from the inside out.

## E

### very day.

Take time each day to read God's Word. Make it a habit to be in His Word.

## A


### ll of the Bible.

Read all of God's Word. Knowing the overarching storyline of the entire Bible (from Genesis to Revelation) is **key** to helping you understand the individual books, concepts, and people of the Bible.

## D

### ive deeply.

Study God's Word in context to learn about the history, its intended audience, or how you can apply its truths. Meditate on and memorize Scripture.



**R**eady  
your  
heart.

Pray, asking God to help you receive and welcome God's Word.

**E**very  
day.


Take time every day to read God's Word.

**A**ll of  
the  
Bible.

Get to know the overarching story-line of the Bible from cover to cover.

**D**ive  
deeply.

Study God's Word in context. Memorize it. Meditate on it.



**R**eady  
your  
heart.

Pray, asking God to help you receive and welcome God's Word.

**E**very  
day.


Take time every day to read God's Word.

**A**ll of  
the  
Bible.

Get to know the overarching story-line of the Bible from cover to cover.

**D**ive  
deeply.

Study God's Word in context. Memorize it. Meditate on it.



**R**eady  
your  
heart.

Pray, asking God to help you receive and welcome God's Word.

**E**very  
day.


Take time every day to read God's Word.

**A**ll of  
the  
Bible.

Get to know the overarching story-line of the Bible from cover to cover.

**D**ive  
deeply.

Study God's Word in context. Memorize it. Meditate on it.



**R**eady  
your  
heart.

Pray, asking God to help you receive and welcome God's Word.

**E**very  
day.

Take time every day to read God's Word.

**A**ll of  
the  
Bible.

Get to know the overarching story-line of the Bible from cover to cover.

**D**ive  
deeply.

Study God's Word in context. Memorize it. Meditate on it.




Hi! I'm Becky.

**LET'S CONNECT!**



*Graphics & Fonts:*



*Raising* **ROOTED DISCIPLES**